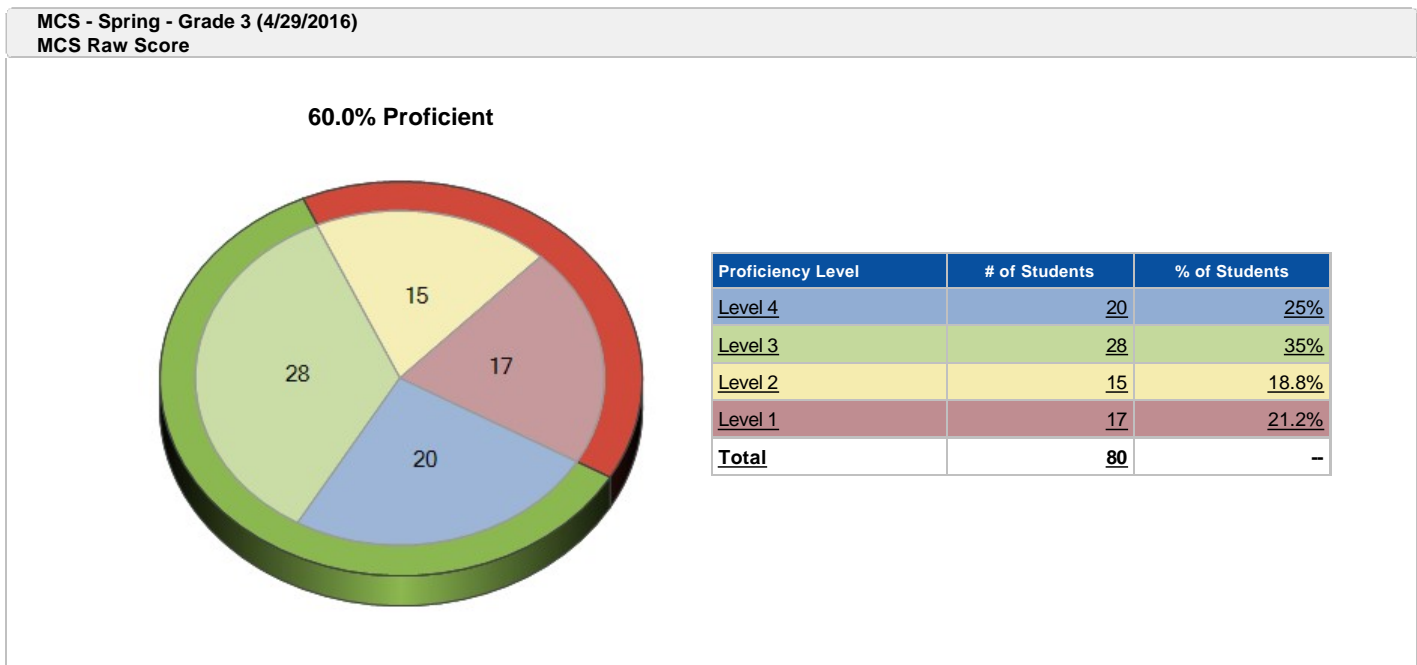
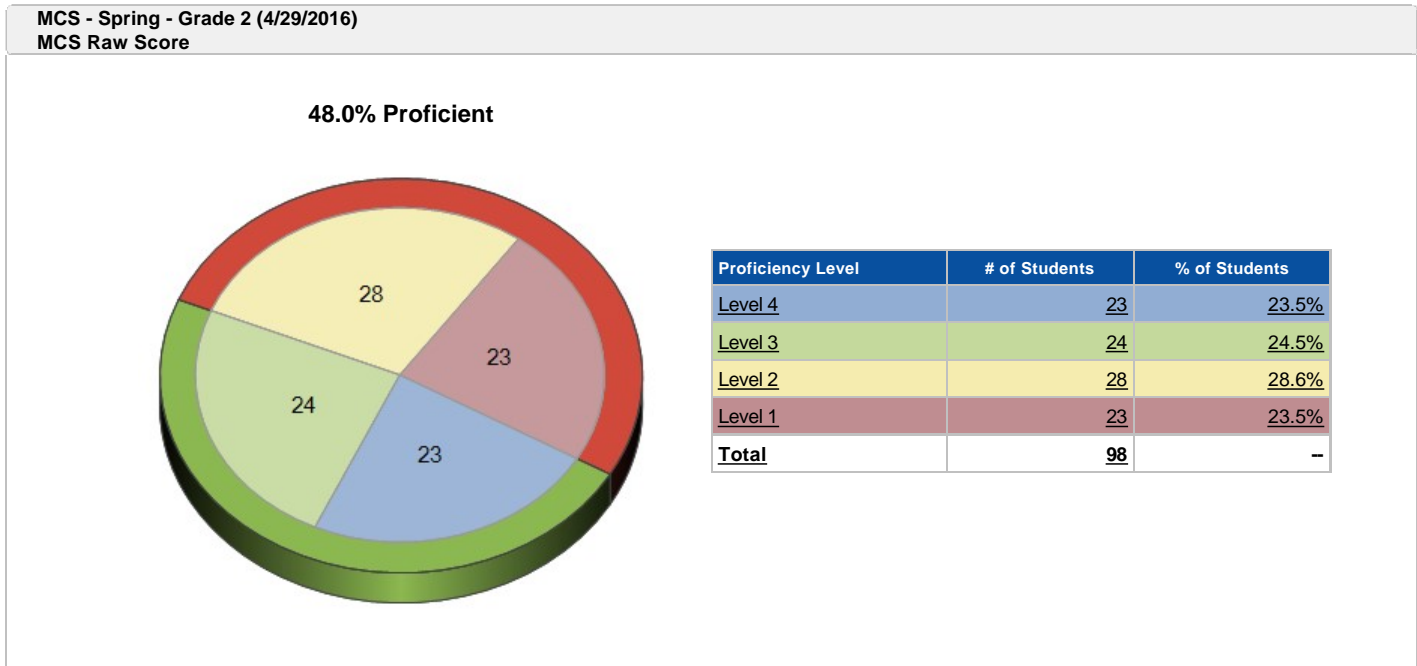


**Assessments:** MCS - Spring - Grade 2 (4/29/2016) (Total Section Only) ♦ MCS - Spring - Grade 3 (4/29/2016) (Total Section Only) ♦ MCS - Spring - Grade 4 (4/29/2016) (Total Section Only) ♦ MCS - Spring - Grade 5 (4/29/2016) (Total Section Only) ♦ MCS - Spring - Grade 6 (4/29/2016) (Total Section Only)

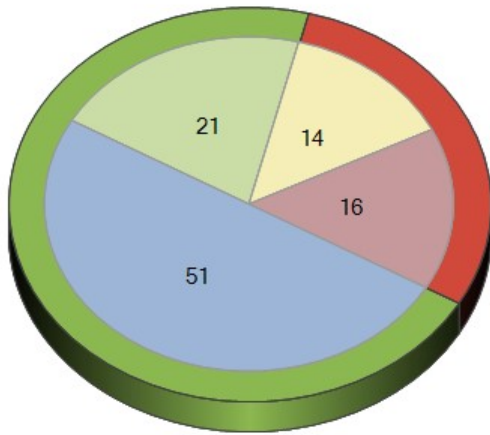
**Cohort Off:** Students who took ANY of the selected assessments

**School Buildings:** Shaw Road Elementary



MCS - Spring - Grade 4 (4/29/2016)  
MCS Raw Score

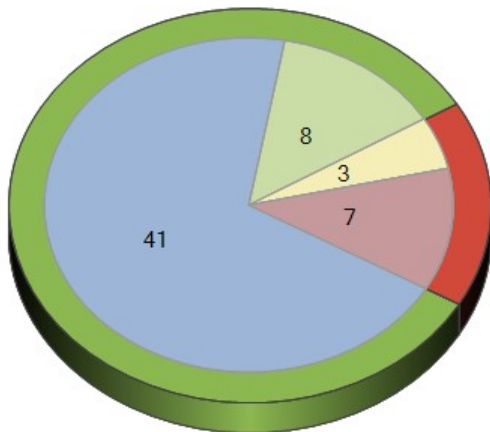
70.6% Proficient



Proficiency Level	# of Students	% of Students
Level 4	51	50%
Level 3	21	20.6%
Level 2	14	13.7%
Level 1	16	15.7%
<b>Total</b>	<b>102</b>	<b>-</b>

MCS - Spring - Grade 5 (4/29/2016)  
MCS Raw Score

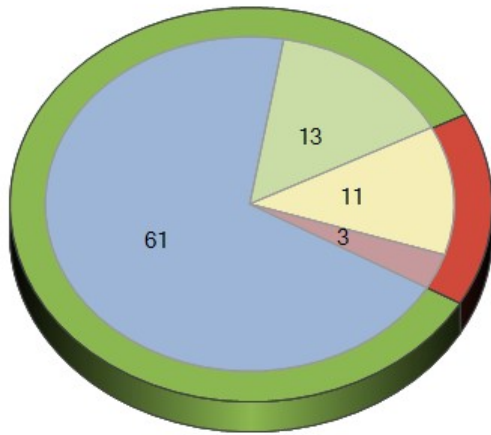
83.1% Proficient



Proficiency Level	# of Students	% of Students
Level 4	41	69.5%
Level 3	8	13.6%
Level 2	3	5.1%
Level 1	7	11.9%
<b>Total</b>	<b>59</b>	<b>-</b>

MCS - Spring - Grade 6 (4/29/2016)  
MCS Raw Score

84.1% Proficient



Proficiency Level	# of Students	% of Students
Level 4	61	69.3%
Level 3	13	14.8%
Level 2	11	12.5%
Level 1	3	3.4%
<b>Total</b>	<b>88</b>	<b>-</b>