

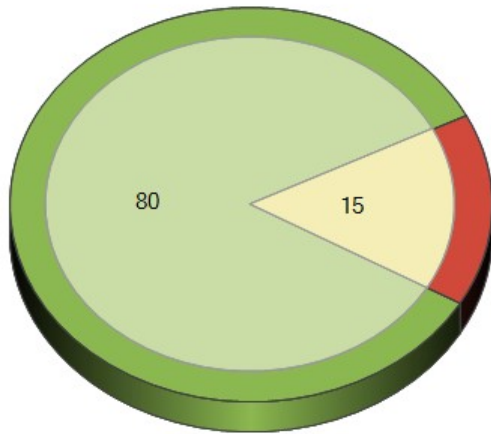
Assessments: STAR - Math - End of Year - Grade 2 (5/30/2016) (Total Section Only) ♦ STAR - Math - End of Year - Grade 3 (5/30/2016) (Total Section Only) ♦ STAR - Math - End of Year - Grade 4 (5/30/2016) (Total Section Only) ♦ STAR - Math - End of Year - Grade 5 (5/30/2016) (Total Section Only) ♦ STAR - Math - End of Year - Grade 6 (5/30/2016) (Total Section Only)

Cohort Off: Students who took ANY of the selected assessments

School Buildings: Shaw Road Elementary

STAR - Math - End of Year - Grade 2 (5/30/2016)
Grade Equivalent

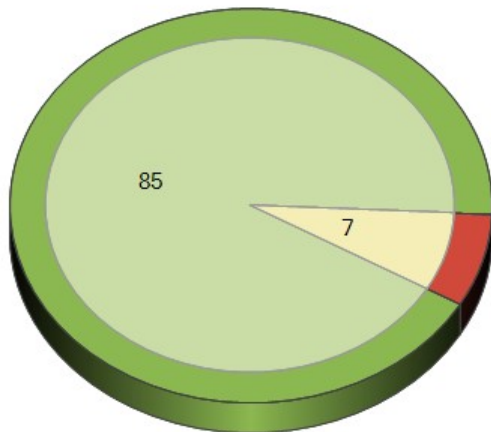
84.2% Proficient



Proficiency Level	# of Students	% of Students
At or Above Grade Level	80	84.2%
Below Grade Level	15	15.8%
Total	95	-

STAR - Math - End of Year - Grade 3 (5/30/2016)
Grade Equivalent

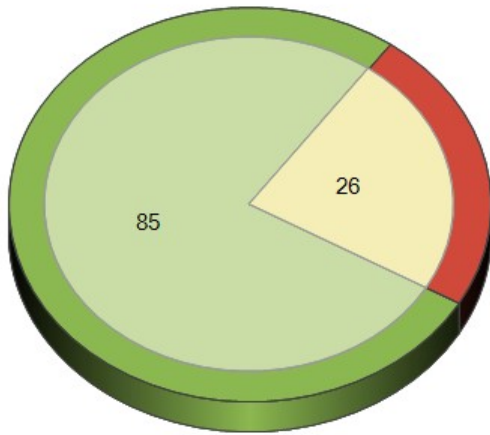
92.4% Proficient



Proficiency Level	# of Students	% of Students
At or Above Grade Level	85	92.4%
Below Grade Level	7	7.6%
Total	92	-

STAR - Math - End of Year - Grade 4 (5/30/2016)
Grade Equivalent

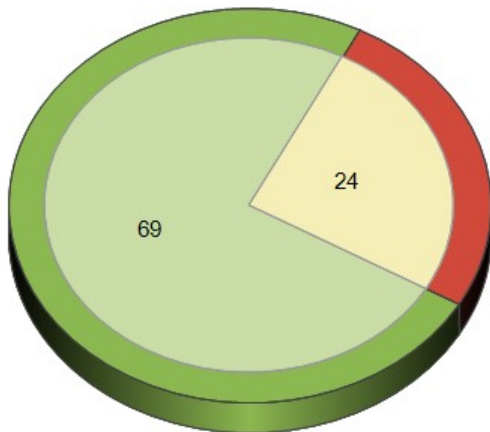
76.6% Proficient



Proficiency Level	# of Students	% of Students
At or Above Grade Level	85	76.6%
Below Grade Level	26	23.4%
Total	111	-

STAR - Math - End of Year - Grade 5 (5/30/2016)
Grade Equivalent

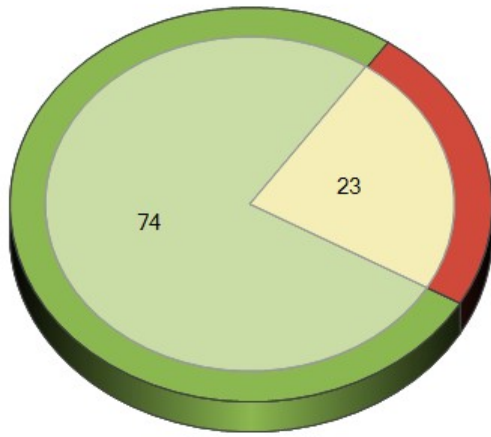
74.2% Proficient



Proficiency Level	# of Students	% of Students
At or Above Grade Level	69	74.2%
Below Grade Level	24	25.8%
Total	93	-

STAR - Math - End of Year - Grade 6 (5/30/2016)
Grade Equivalent

76.3% Proficient



Proficiency Level	# of Students	% of Students
At or Above Grade Level	74	76.3%
Below Grade Level	23	23.7%
Total	97	-