

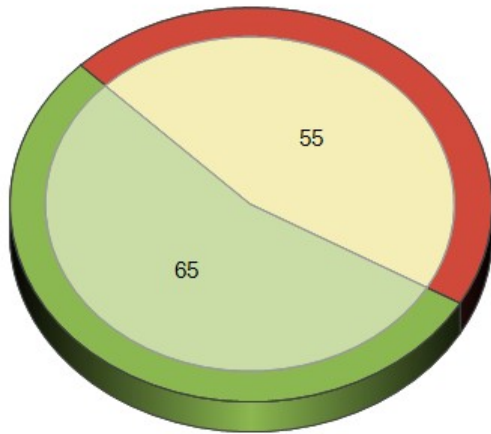
Assessments: STAR - Reading - Fall - Grade 2 (9/12/2016) (Total Section Only) ♦ STAR - Reading - Fall - Grade 3 (9/12/2016) (Total Section Only) ♦ STAR - Reading - Fall - Grade 4 (9/12/2016) (Total Section Only) ♦ STAR - Reading - Fall - Grade 5 (9/12/2016) (Total Section Only) ♦ STAR - Reading - Fall - Grade 6 (9/12/2016) (Total Section Only)

Cohort Off: Students who took ANY of the selected assessments

School Buildings: Shaw Road Elementary

STAR - Reading - Fall - Grade 2 (9/12/2016)
Grade Equivalent

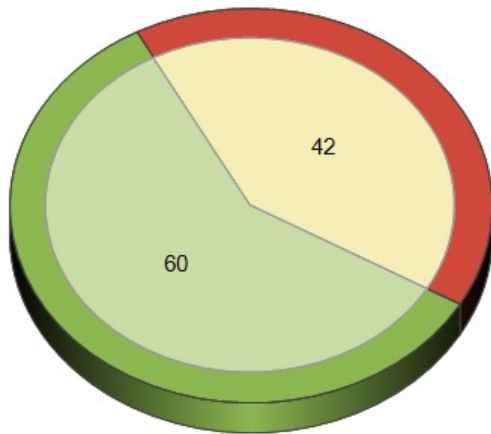
54.2% Proficient



Proficiency Level	# of Students	% of Students
At or Above Grade Level	65	54.2%
Below Grade Level	55	45.8%
Total	120	-

STAR - Reading - Fall - Grade 3 (9/12/2016)
Grade Equivalent

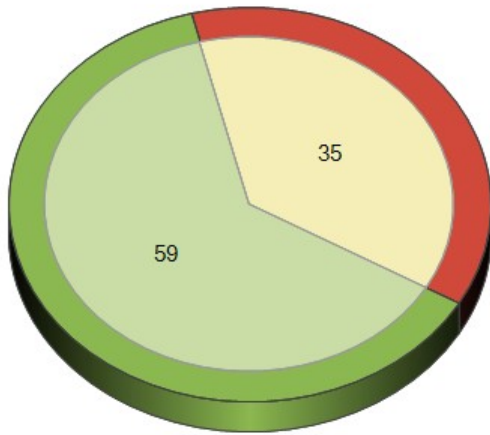
58.8% Proficient



Proficiency Level	# of Students	% of Students
At or Above Grade Level	60	58.8%
Below Grade Level	42	41.2%
Total	102	-

STAR - Reading - Fall - Grade 4 (9/12/2016)
Grade Equivalent

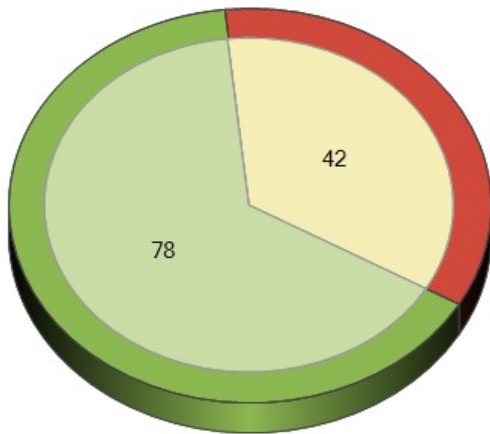
62.8% Proficient



Proficiency Level	# of Students	% of Students
At or Above Grade Level	59	62.8%
Below Grade Level	35	37.2%
Total	94	-

STAR - Reading - Fall - Grade 5 (9/12/2016)
Grade Equivalent

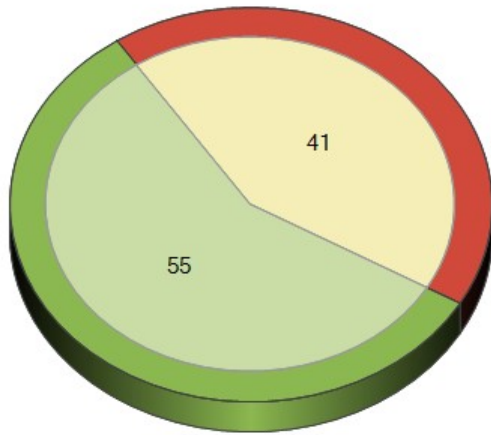
65.0% Proficient



Proficiency Level	# of Students	% of Students
At or Above Grade Level	78	65%
Below Grade Level	42	35%
Total	120	-

STAR - Reading - Fall - Grade 6 (9/12/2016)
Grade Equivalent

57.3% Proficient



Proficiency Level	# of Students	% of Students
<u>At or Above Grade Level</u>	<u>55</u>	<u>57.3%</u>
<u>Below Grade Level</u>	<u>41</u>	<u>42.7%</u>
Total	96	-