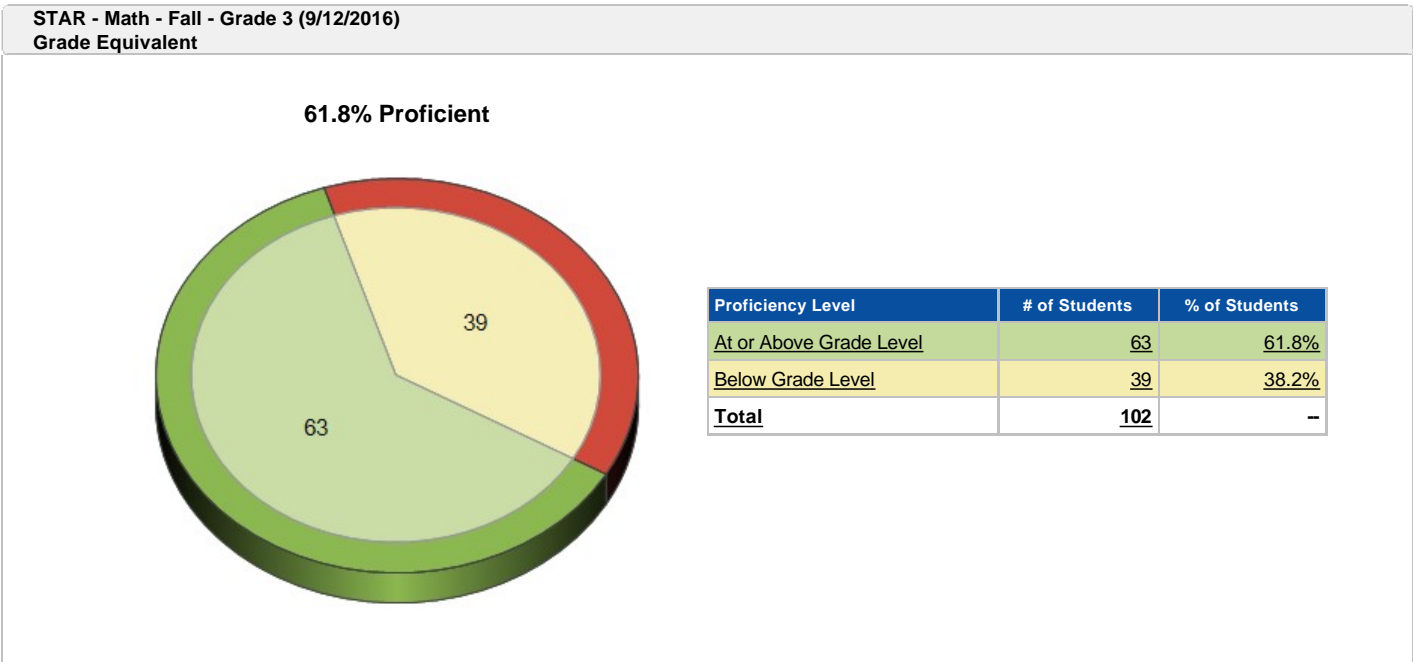
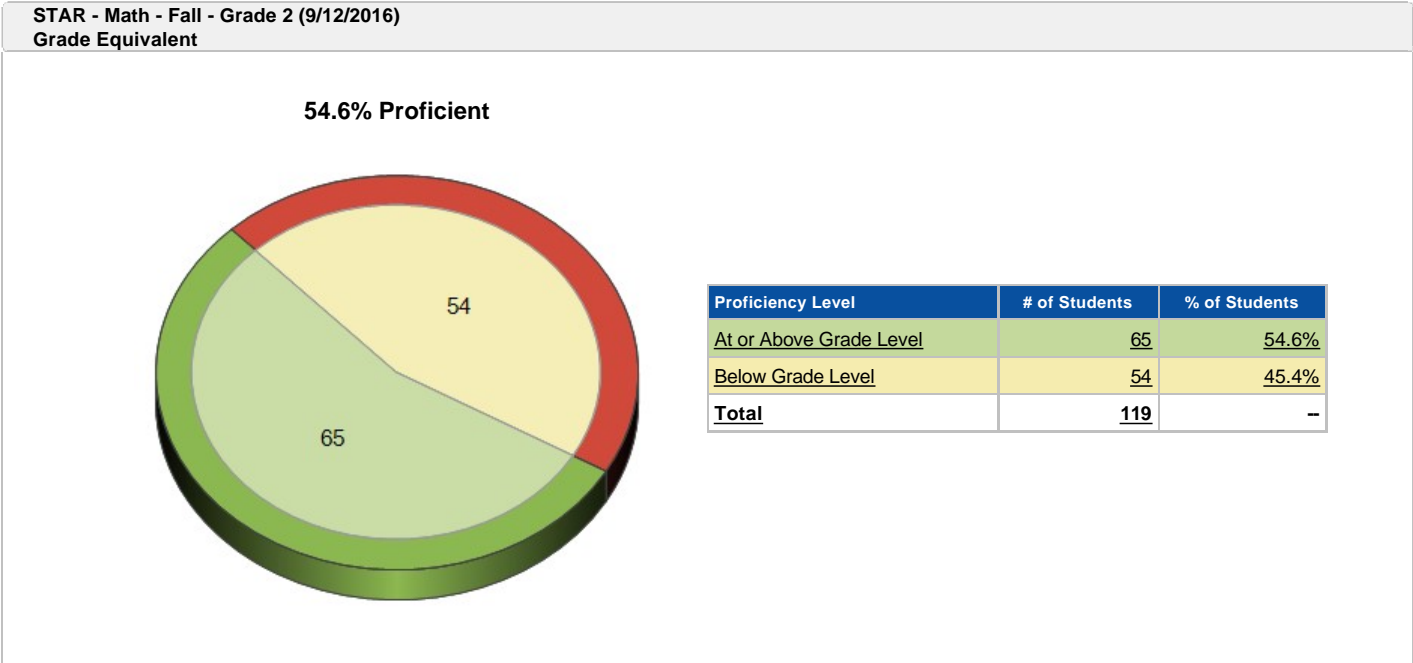


Assessments: STAR - Math - Fall - Grade 2 (9/12/2016) (Total Section Only) ♦ STAR - Math - Fall - Grade 3 (9/12/2016) (Total Section Only) ♦ STAR - Math - Fall - Grade 4 (9/12/2016) (Total Section Only) ♦ STAR - Math - Fall - Grade 5 (9/12/2016) (Total Section Only) ♦ STAR - Math - Fall - Grade 6 (9/12/2016) (Total Section Only)

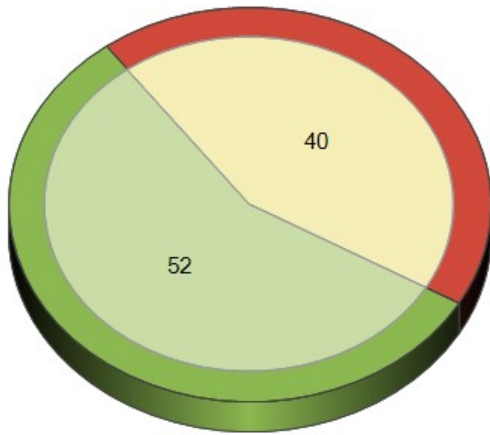
Cohort Off: Students who took ANY of the selected assessments

School Buildings: Shaw Road Elementary



STAR - Math - Fall - Grade 4 (9/12/2016)
Grade Equivalent

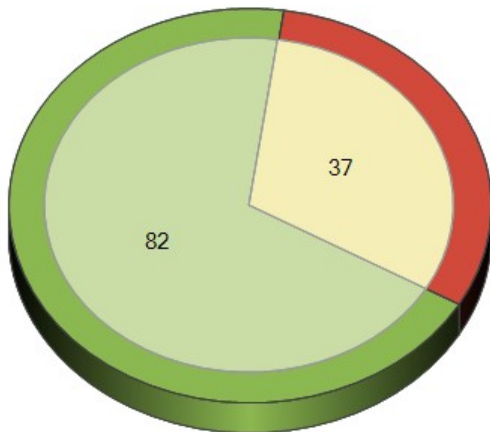
56.5% Proficient



Proficiency Level	# of Students	% of Students
At or Above Grade Level	52	56.5%
Below Grade Level	40	43.5%
Total	92	-

STAR - Math - Fall - Grade 5 (9/12/2016)
Grade Equivalent

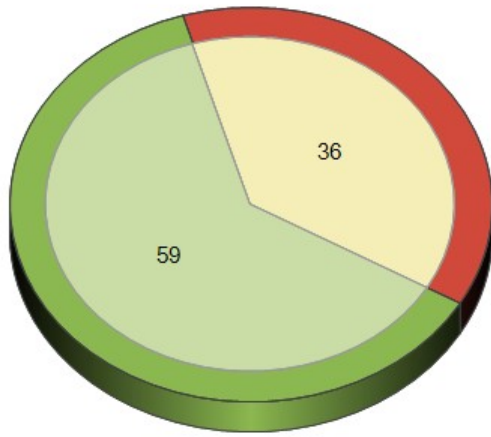
68.9% Proficient



Proficiency Level	# of Students	% of Students
At or Above Grade Level	82	68.9%
Below Grade Level	37	31.1%
Total	119	-

STAR - Math - Fall - Grade 6 (9/12/2016)
Grade Equivalent

62.1% Proficient



Proficiency Level	# of Students	% of Students
<u>At or Above Grade Level</u>	<u>59</u>	<u>62.1%</u>
<u>Below Grade Level</u>	<u>36</u>	<u>37.9%</u>
Total	95	-