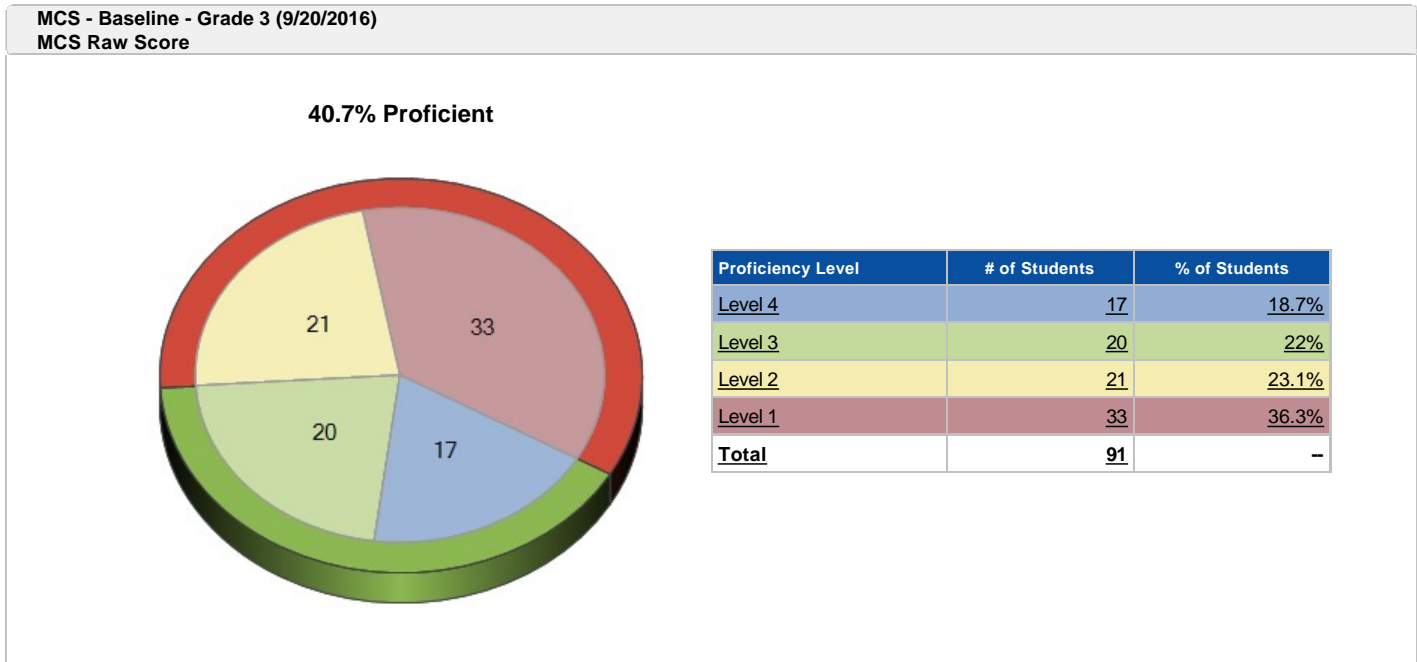
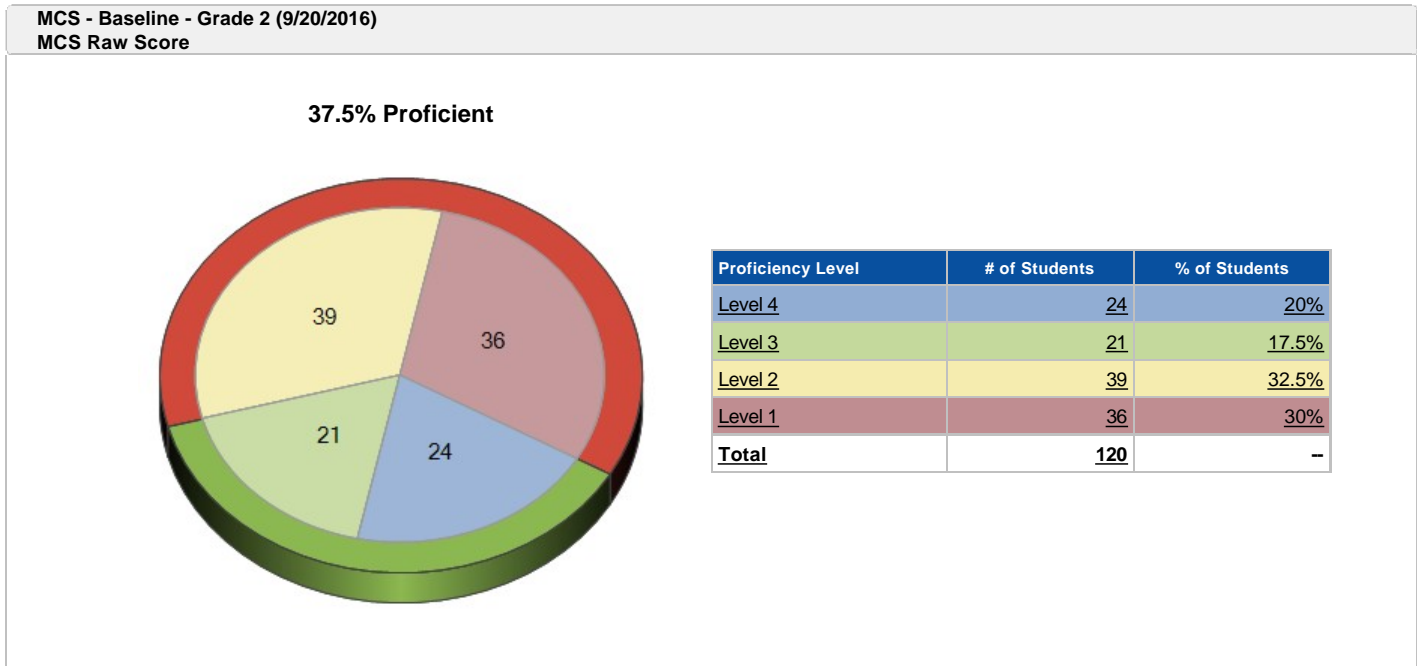


Assessments: MCS - Baseline - Grade 2 (9/20/2016) (Total Section Only) ♦ MCS - Baseline - Grade 3 (9/20/2016) (Total Section Only) ♦
 MCS - Baseline - Grade 4 (9/20/2016) (Total Section Only) ♦ MCS - Baseline - Grade 5 (9/20/2016) (Total Section Only) ♦
 MCS - Baseline - Grade 6 (9/20/2016) (Total Section Only)

Cohort Off: Students who took ANY of the selected assessments

School Buildings: Shaw Road Elementary



MCS - Baseline - Grade 4 (9/20/2016)
MCS Raw Score

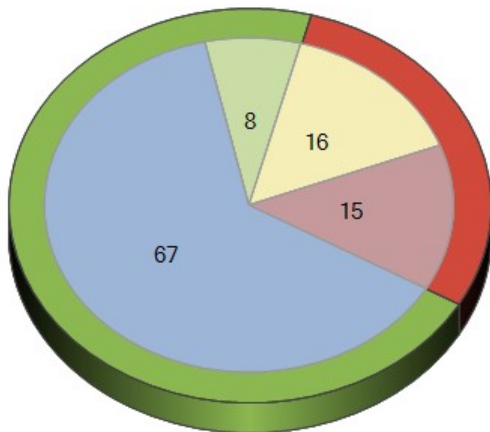
56.3% Proficient



Proficiency Level	# of Students	% of Students
Level 4	27	33.8%
Level 3	18	22.5%
Level 2	21	26.2%
Level 1	14	17.5%
Total	80	-

MCS - Baseline - Grade 5 (9/20/2016)
MCS Raw Score

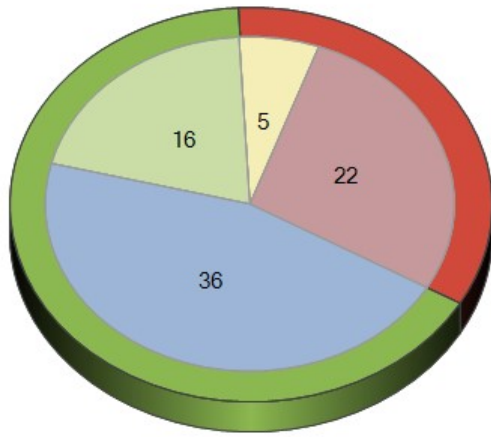
70.8% Proficient



Proficiency Level	# of Students	% of Students
Level 4	67	63.2%
Level 3	8	7.5%
Level 2	16	15.1%
Level 1	15	14.2%
Total	106	-

MCS - Baseline - Grade 6 (9/20/2016)
 MCS Raw Score

65.8% Proficient



Proficiency Level	# of Students	% of Students
Level 4	36	45.6%
Level 3	16	20.3%
Level 2	5	6.3%
Level 1	22	27.8%
Total	79	-